

Wednesday, July 10, 2024

<b>IHSG</b>	<b>7,270</b>
Change (%)	<b>0.26%</b>
Net Foreign	<b>23.47 B</b>
Support	<b>7220</b>
Resistance	<b>7300</b>

Sectoral	Last
IDXBASIC.JK	1,386
IDXCYCLIC.JK	739
IDXENERGY.JK	2,422
IDXFINANCE.JK	1,392
IDXHEALTH.JK	1,429
IDXNONCYC.JK	707
IDXINDUST.JK	1,009
IDXINFRA.JK	1,577
IDXPROPERT.JK	615
IDXTECHNO.JK	3,295
IDXTRANS.JK	1,305

Commodities	Last	Change %
Crude Oil Aug 24	81.8	<b>-0.63%</b>
Brent Crude Oil	85.1	<b>-0.79%</b>
Gold Aug 24	2371.1	<b>0.32%</b>
Copper Sep 24	4.6	<b>-0.71%</b>

Indeks	Close	Change %
Dow Jones Industrial Average	39,292	<b>-0.13%</b>
S&P 500	5,577	<b>0.07%</b>
NASDAQ Composite	18,429	<b>0.14%</b>
FTSE 100	8,140	<b>-0.66%</b>
DAX PERFORMANCE-INDEX	18,236	<b>-1.28%</b>
SSE Composite Index	2,959	<b>1.26%</b>
HANG SENG INDEX	17,523	<b>0.00%</b>
Nikkei 225	41,580	<b>1.96%</b>

Indikator	Tingkat
GDP Growth Rate	<b>-0.83</b> percent
GDP Annual Growth Rate	<b>5.11</b> percent
Unemployment Rate	<b>4.82</b> percent
Inflation Rate	<b>2.51</b> percent
Inflation Rate MoM	<b>-0.08</b> percent
Interest Rate	<b>6.25</b> percent
Balance of Trade	<b>2927</b> USD Million
Current Account	<b>-2161</b> USD Million
Current Account to GDP	<b>-0.3</b> percent of GDP
Government Debt to GDP	<b>39.9</b> percent of GDP
Government Budget	<b>-1.65</b> percent of GDP
Business Confidence	<b>14.11</b> points
Manufacturing PMI	<b>50.7</b> points



Source: Trading View, Divisi Research Erdikha

## NEWS HIGHLIGHT

- Penjualan Mobil Astra Meningkat 6,3 Persen Pada Juni 2024
- UBC Medical (LABS) IPO Rp71M, Laba 2023 Rp2,1M
- SGER Raih Kontrak Impor Batu Bara ke Vietnam USD22,5 Juta
- Oversubscribed 26,7 Kali, Listing Saham Gunanusa (GUNA) Mentok ARA
- Sedot Rp41 Miliar, Bank Amar (AMAR) Buyback 158,54 Juta Lembar

## NEWS MARKET

### SENTIMEN GLOBAL

- \* Wall Street ditutup variatif setelah Ketua Federal Reserve Jerome Powell menyampaikan bahwa meskipun inflasi telah berkurang dalam dua tahun terakhir, namun masih di atas target 2% bank sentral, sehingga menimbulkan risiko jika Fed terlambat atau terlalu sedikit menurunkan suku bunga, yang dapat melemahkan ekonomi dan pasar tenaga kerja.
- \* Bursa Eropa ditutup variatif mayoritas melemah karena investor menimbang ketidakpastian politik di Prancis setelah hasil pemilihan hari Minggu, dengan indeks CAC 40 Paris turun 1,81% karena ketidakpastian parlemen tergantung serta potensi periode ketidakpastian politik yang berkepanjangan.
- \* Bursa Asia ditutup variatif karena investor menantikan rilis data inflasi AS untuk petunjuk kebijakan suku bunga Federal Reserve dan pemulihan ekonomi China.

### SENTIMEN DOMESTIK

- \* Faktor global juga mempengaruhi pergerakan pasar di level domestik. Rupiah terdepresiasi 0.21% ke level 16,284.
- \* Imbal hasil obligasi negara tenor acuan 10 tahun naik dari 7.03% ke 7.05% dan IHSG +0.26%. Pergerakan pasar dipengaruhi oleh Rilis Data Cadangan Devisa yang menguat dari periode sebelumnya.

### SENTIMEN MAKRO

- \* Cadangan Devisa, Bank Indonesia melaporkan bahwa cadangan devisa Indonesia mencapai \$140,2 miliar pada akhir Juni 2024, naik dari \$139,0 miliar pada akhir Mei 2024. Kenaikan ini didorong oleh penerimaan pajak dan jasa serta penarikan pinjaman luar negeri pemerintah, dalam upaya menjaga stabilitas nilai tukar rupiah di tengah ketidakpastian pasar keuangan global, dengan cadangan devisa mencukupi untuk pembiayaan 6,3 bulan impor atau 6,1 bulan impor dan pembayaran utang luar negeri pemerintah, melebihi standar internasional sekitar tiga bulan impor.
- \* IPR, Bank Indonesia (BI) mengumumkan Indeks Penjualan Riiil (IPR) pada Mei 2024 tercatat sebesar 228,1, atau tumbuh 2.10% YoY, meningkat dibandingkan dengan bulan sebelumnya.

### KOMODITAS

- \* Minyak mentah, Perdagangan Minyak mentah melemah karena produksi dan infrastruktur penyulingan di Pantai Teluk tampaknya telah menghindari kerusakan substansial dari Badai Tropis Beryl.
- \* Emas, Perdagangan emas melemah karena dolar tetap kuat dan imbal hasil Treasury naik, sementara investor menantikan data inflasi AS bulan Juni yang akan dirilis akhir pekan ini untuk mendapatkan kejelasan lebih lanjut tentang jalur suku bunga AS.
- \* CPO, Perdagangan minyak sawit melemah selama empat sesi berturut-turut akibat lemahnya minyak kedelai di pasar CBoT setelah hasil panen kedelai AS yang lebih baik dari perkiraan.

### PEKAN INI

- \* Pada perdagangan sebelumnya, Indeks Harga Saham Gabungan (IHSG) ditutup dengan volume lebih kecil dari periode sebelumnya.
- \* IHSG diproyeksikan akan bergerak sideways di kisaran support 7.220, dan resistance 7.300.
- \* Investor asing mencatatkan net buy sebesar Rp23,47 miliar di seluruh pasar.
- \* Investor dapat mencermati dan memanfaatkan momentum di sektor perbankan, retail, telekomunikasi, automotive.
- \* Investor disarankan menggunakan strategi DCA (Dollar Cost Averaging) guna untuk meminimalisir risiko.

Source: IDX, Investing, Kontan, Reuters, RTI, Tradingeconomics.

## Stock Recommendation

Stock	Last Price	Recommendation	TP 1	TP 2	Stop Loss	Commentary
BRIS	2,520	Trading Buy	2,570	2,640	2,440	Morning Star, entry level: 2450-2520
ASII	4,560	Trading Buy	4,650	4,780	4,420	Consolidation, entry level: 4430-4560
TLKM	3,080	Trading Buy	3,140	3,230	2,980	Bullish Engulfing, entry level: 2990-3080
AUTO	2,140	Sell on Strength	2,180	2,240	2,070	Bullish Continuation
JSMR	5,250	Sell on Strength	5,350	5,500	5,075	Bullish Continuation

# LQ45 PRICE PERFORMANCE



Wednesday, July 10, 2024

CODE	PRICE	Daily (%)	PER		52 WEEK PRICE PERFORMANCE	YTD (%)		PRICE	%	52W Low	CURRENT POSITION	52W High	%
ESSA	840	2.44%	21	ESSA		58.49%	ESSA	840	71%	490	▼	875	-4%
BRIS	2,520	2.86%	20	BRIS		44.83%	BRIS	2,520	74%	1,450	▼	2,960	-15%
SIDO	740	-2.63%	21	SIDO		40.95%	SIDO	740	55%	478	▼	780	-5%
PGAS	1,515	-6.77%	7	PGAS		34.07%	PGAS	1,515	43%	1,060	▼	1,650	-8%
ADRO	2,900	0.00%	4	ADRO		21.85%	ADRO	2,900	27%	2,280	▼	2,990	-3%
ACES	840	-1.18%	18	ACES		16.67%	ACES	840	28%	655	▼	995	-16%
MEDC	1,345	-1.47%	6	MEDC		16.45%	MEDC	1,345	51%	890	▼	1,705	-21%
EXCL	2,270	2.71%	18	EXCL		13.50%	EXCL	2,270	20%	1,885	▼	2,650	-14%
MBMA	625	2.46%	202	MBMA		11.61%	MBMA	625	31%	476	▼	940	-34%
BBCA	10,075	0.25%	25	BBCA		7.18%	BBCA	10,075	17%	8,600	▼	10,400	-3%
INKP	8,875	0.85%	7	INKP		6.61%	INKP	8,875	17%	7,600	▼	11,850	-25%
CPIN	5,300	0.47%	31	CPIN		5.47%	CPIN	5,300	20%	4,410	▼	5,800	-9%
BMRI	6,375	2.41%	9	BMRI		5.37%	BMRI	6,375	24%	5,150	▼	7,500	-15%
UNTR	23,675	-1.35%	4	UNTR		4.64%	UNTR	23,675	13%	20,925	▼	28,775	-18%
PGEO	1,220	-0.81%	19	PGEO		4.27%	PGEO	1,220	65%	740	▼	1,680	-27%
PTBA	2,530	-0.78%	5	PTBA		3.69%	PTBA	2,530	10%	2,300	▼	3,160	-20%
BBTN	1,295	-1.15%	5	BBTN		3.60%	BBTN	1,295	10%	1,175	▼	1,610	-20%
AKRA	1,500	-0.99%	11	AKRA		1.69%	AKRA	1,500	20%	1,255	▼	1,865	-20%
ITMG	25,525	-1.83%	5	ITMG		-0.49%	ITMG	25,525	8%	23,575	▼	31,425	-19%
ICBP	10,325	-0.72%	22	ICBP		-2.36%	ICBP	10,325	8%	9,600	▼	11,925	-13%
AMRT	2,860	1.06%	34	AMRT		-2.39%	AMRT	2,860	15%	2,490	▼	3,030	-6%
MTEL	680	-2.86%	28	MTEL		-3.55%	MTEL	680	24%	550	▼	770	-12%
KLBF	1,550	-0.64%	25	KLBF		-3.73%	KLBF	1,550	13%	1,375	▼	2,090	-26%
INCO	4,000	-1.72%	14	INCO		-7.19%	INCO	4,000	13%	3,554	▼	6,891	-42%
INDF	5,950	0.29%	8	INDF		-7.75%	INDF	5,950	2%	5,850	▼	7,550	-21%
HRUM	1,225	2.08%	20	HRUM		-8.24%	HRUM	1,225	17%	1,050	▼	1,945	-37%
BBNI	4,860	4.07%	9	BBNI		-9.58%	BBNI	4,860	14%	4,260	▼	6,250	-22%
MDKA	2,440	-1.61%	#N/A	MDKA		-9.63%	MDKA	2,440	18%	2,060	▼	3,580	-32%
SRTG	1,470	0.68%	#N/A	SRTG		-10.37%	SRTG	1,470	20%	1,225	▼	1,990	-26%
GGRM	17,375	0.43%	8	GGRM		-14.51%	GGRM	17,375	1%	17,125	▼	29,550	-41%
BBRI	4,870	2.53%	12	BBRI		-14.93%	BBRI	4,870	19%	4,090	▼	6,450	-24%
UNVR	3,000	-1.64%	24	UNVR		-15.01%	UNVR	3,000	29%	2,330	▼	4,340	-31%
BRPT	1,110	-0.89%	568	BRPT		-16.54%	BRPT	1,110	47%	754	▼	1,947	-43%
ARTO	2,360	0.43%	427	ARTO		-18.62%	ARTO	2,360	54%	1,530	▼	3,860	-39%
INTP	7,600	-0.65%	14	INTP		-19.15%	INTP	7,600	21%	6,275	▼	11,500	-34%
ASII	4,560	-1.72%	6	ASII		-19.29%	ASII	4,560	6%	4,290	▼	6,950	-34%
TOWR	785	4.67%	12	TOWR		-20.71%	TOWR	785	19%	660	▼	1,130	-31%
ANTM	1,345	-1.47%	20	ANTM		-21.11%	ANTM	1,345	14%	1,175	▼	2,060	-35%
MAPI	1,405	0.36%	12	MAPI		-21.51%	MAPI	1,405	13%	1,240	▼	2,070	-32%
TLKM	3,080	0.00%	13	TLKM		-22.03%	TLKM	3,080	14%	2,700	▼	4,240	-27%
EMTK	440	-1.35%	60	EMTK		-25.42%	EMTK	440	26%	350	▼	805	-45%
SMGR	4,180	-0.48%	14	SMGR		-34.69%	SMGR	4,180	23%	3,410	▼	7,250	-42%
BUKA	140	-0.71%	#N/A	BUKA		-35.19%	BUKA	140	23%	114	▼	268	-48%
PTMP	118	-1.67%	42	PTMP		-41.58%	PTMP	118	24%	95	▼	338	-65%
GOTO	50	0.00%	#N/A	GOTO		-41.86%	GOTO	50	0%	50	▼	119	-58%

Sumber: Research Team Erdikha Elit Sekuritas

## KETERANGAN

- PER** : PER saat ini dibawah 10 kali
- YTD (%)** : Kinerja harga saat ini dibandingkan dengan harga saham awal tahun
- 52W Low** : **Harga terendah** selama 52 Minggu terakhir
- 52W High** : **Harga tertinggi** selama 52 Minggu terakhir

**LQ45** adalah Indeks yang mengukur kinerja harga dari 45 saham yang memiliki likuiditas tinggi dan kapitalisasi pasar besar serta didukung oleh fundamental perusahaan yang baik.

# MSCI PRICE PERFORMANCE



Wednesday, July 10, 2024

CODE	PRICE	Daily (%)	PER	PRICE	52 WEEK PRICE PERFORMANCE	YTD (%)	PRICE	%	52W Low	CURRENT POSITION	52W High	%
1 TPIA	9,200	-1.34%	#N/A	TPIA	9,200	75.24%	TPIA	9,200	361%	1,995	9,875	-7%
2 AMMN	11,025	-0.68%	282	AMMN	11,025	68.32%	AMMN	11,025	532%	1,745	15,000	-27%
3 ADRO	2,900	0.00%	4	ADRO	2,900	21.85%	ADRO	2,900	27%	2,280	2,990	-3%
4 BBCA	10,075	0.25%	25	BBCA	10,075	7.18%	BBCA	10,075	17%	8,600	10,400	-3%
5 INKP	8,875	0.85%	7	INKP	8,875	6.61%	INKP	8,875	17%	7,600	11,850	-25%
6 CPIN	5,300	0.47%	31	CPIN	5,300	5.47%	CPIN	5,300	20%	4,410	5,800	-9%
7 BMRI	6,375	2.41%	9	BMRI	6,375	5.37%	BMRI	6,375	24%	5,150	7,500	-15%
8 UNTR	23,675	-1.35%	4	UNTR	23,675	4.64%	UNTR	23,675	13%	20,925	28,775	-18%
9 ICBP	10,325	-0.72%	22	ICBP	10,325	-2.39%	ICBP	10,325	8%	9,600	11,925	-13%
10 AMRT	2,860	1.06%	34	AMRT	2,860	-2.39%	AMRT	2,860	15%	2,490	3,030	-6%
11 KLBK	1,550	-0.64%	25	KLBK	1,550	-3.73%	KLBK	1,550	13%	1,375	2,090	-26%
12 INDF	5,950	0.29%	8	INDF	5,950	-7.75%	INDF	5,950	2%	5,850	7,550	-21%
13 BBNI	4,860	4.07%	9	BBNI	4,860	-9.58%	BBNI	4,860	14%	4,260	6,250	-22%
14 MDKA	2,440	-1.61%	#N/A	MDKA	2,440	-9.63%	MDKA	2,440	18%	2,060	3,580	-32%
15 BBRI	4,870	2.53%	12	BBRI	4,870	-14.93%	BBRI	4,870	19%	4,090	6,450	-24%
16 UNVR	3,000	-1.64%	24	UNVR	3,000	-15.01%	UNVR	3,000	29%	2,330	4,340	-31%
17 BRPT	1,110	-0.89%	568	BRPT	1,110	-16.54%	BRPT	1,110	47%	754	1,947	-43%
18 ASII	4,560	-1.72%	6	ASII	4,560	-19.29%	ASII	4,560	6%	4,290	6,950	-34%
19 ANTM	1,345	-1.47%	20	ANTM	1,345	-21.11%	ANTM	1,345	14%	1,175	2,060	-35%
TLKM	3,080	0.00%	13	TLKM	3,080	-22.03%	TLKM	3,080	14%	2,700	4,240	-27%
21 GOTO	50	0.00%	#N/A	GOTO	50	-41.86%	GOTO	50	0%	50	119	-58%

## Sector Weights for Monday, June 3, 2024

Sector Name	Weight%
Financials	57.94
Materials	12.77
Consumer Staples	8.48
Communication Services	7.6
Industrials	4.59
Energy	3.85
Consumer Discretionary	3.1
Health Care	1.66

## INDONESIA

- MSCI Global Standard Indexes List

Additions TPIA

Deletions TOWR, SMGR

## Industry Group Weights for Monday, June 3, 2024

Industry Group Name	Weight%
Banks	57.94
Materials	12.77
Telecommunication Services	7.6
Food Beverage & Tobacco	4.6
Capital Goods	4.59
Energy	3.85
Consumer Discretionary Distribution & Retail	3.1
Consumer Staples Distribution & Retail	2.62
Pharmaceuticals, Biotechnology & Life Sciences	1.66
Household & Personal Products	1.26

## NEXT

May 2024 Index Review

o Announcement date: 12 Agustus 2024

o Effective date: 2 September 2024

Sumber: Research Team Erdikha Elit Sekuritas

## KETERANGAN

- PER** : PER saat ini dibawah 10 kali
- YTD (%)** : Kinerja harga saat ini dibandingkan dengan harga saham awal tahun
- 52W Low** : **Harga terendah** selama 52 Minggu terakhir
- 52W High** : **Harga tertinggi** selama 52 Minggu terakhir

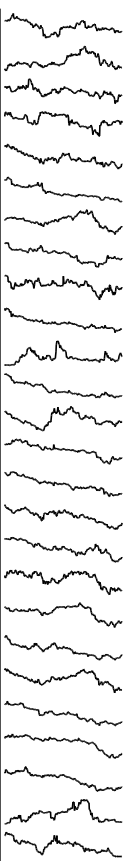
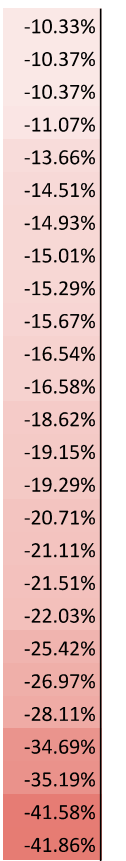
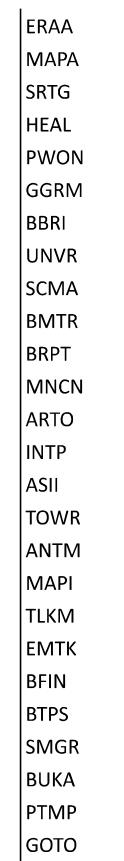

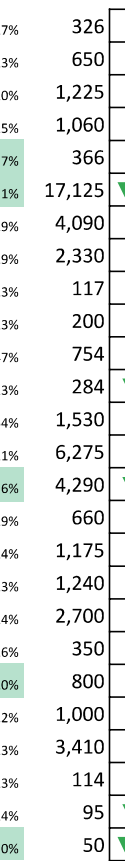
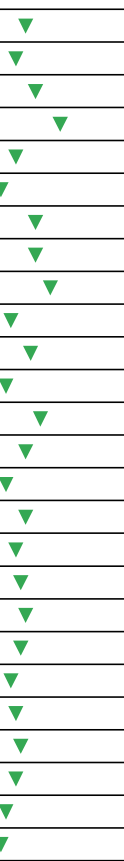
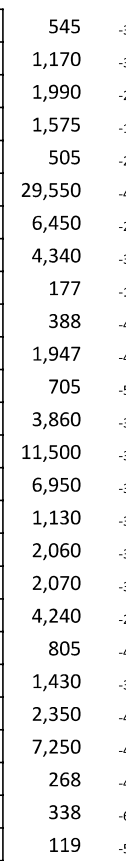
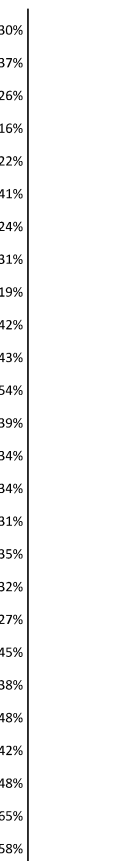

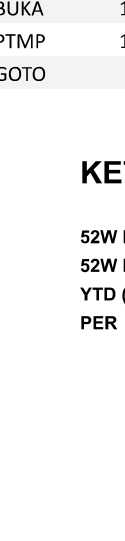

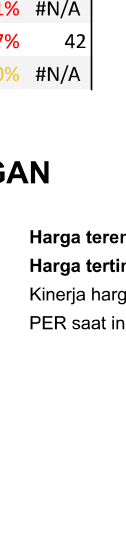
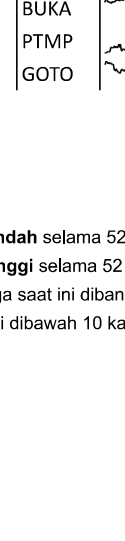
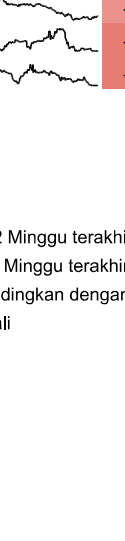
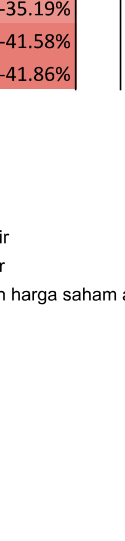
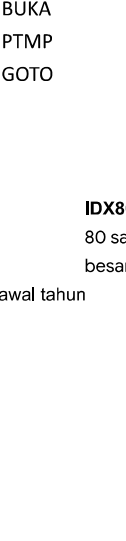
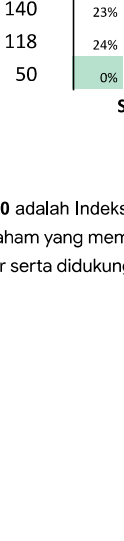
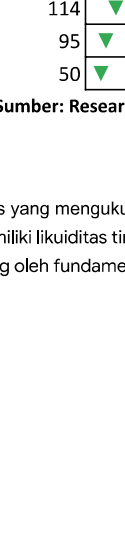
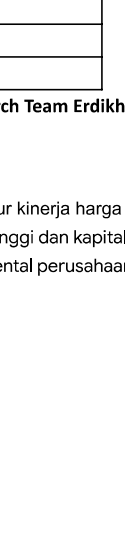
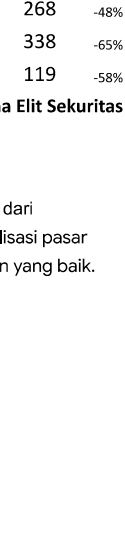

# IDX80 PERFORMANCE



Wednesday, July 10, 2024

260

CODE	PRICE	Daily (%)	PER	52 WEEK PRICE PERFORMANCE	YTD (%)	PRICE	%	52W Low	CURRENT POSITION	52W High	%
SMIL	230	2.63%	24		90.08%	230	137%	97		250	-8%
TPIA	9,200	-1.34%	#N/A		75.24%	9,200	361%	1,995		9,875	-7%
ESSA	840	2.44%	21		58.49%	840	71%	490		875	-4%
TINS	980	-2.00%	#N/A		51.94%	980	88%	520		1,095	-11%
BRIS	2,520	2.86%	20		44.83%	2,520	74%	1,450		2,960	-15%
SIDO	740	-2.63%	21		40.95%	740	55%	478		780	-5%
PNLF	364	4.60%	7		37.88%	364	50%	242		410	-11%
WIFI	208	4.00%	8		35.06%	208	63%	128		218	-5%
PGAS	1,515	-6.77%	7		34.07%	1,515	43%	1,060		1,650	-8%
JPFA	1,575	1.29%	10		33.47%	1,575	49%	1,055		1,585	-1%
ADRO	2,900	0.00%	4		21.85%	2,900	27%	2,280		2,990	-3%
TKIM	8,825	0.57%	6		20.89%	8,825	44%	6,125		10,375	-15%
ELSA	462	3.59%	6		19.07%	462	27%	364		468	-1%
ACES	840	-1.18%	18		16.67%	840	28%	655		995	-16%
MEDC	1,345	-1.47%	6		16.45%	1,345	51%	890		1,705	-21%
EXCL	2,270	2.71%	18		13.50%	2,270	20%	1,885		2,650	-14%
ISAT	10,575	0.71%	18		12.80%	10,575	27%	8,350		12,250	-14%
MBMA	625	2.46%	202		11.61%	625	31%	476		940	-34%
GJTL	1,155	0.87%	3		11.59%	1,155	83%	630		1,490	-22%
JSMR	5,250	0.00%	6		7.80%	5,250	47%	3,560		5,700	-8%
BBCA	10,075	0.25%	25		7.18%	10,075	17%	8,600		10,400	-3%
INKP	8,875	0.85%	7		6.61%	8,875	17%	7,600		11,850	-25%
CPIN	5,300	0.47%	31		5.47%	5,300	20%	4,410		5,800	-9%
BMRI	6,375	2.41%	9		5.37%	6,375	24%	5,150		7,500	-15%
UNTR	23,675	-1.35%	4		4.64%	23,675	13%	20,925		28,775	-18%
PGEO	1,220	-0.81%	19		4.27%	1,220	65%	740		1,680	-27%
MIKA	2,970	-2.30%	43		4.21%	2,970	22%	2,430		3,200	-7%
CTRA	1,215	0.00%	12		3.85%	1,215	25%	975		1,335	-9%
PTBA	2,530	-0.78%	5		3.69%	2,530	10%	2,300		3,160	-20%
BBTN	1,295	-1.15%	5		3.60%	1,295	10%	1,175		1,610	-20%
AKRA	1,500	-0.99%	11		1.69%	1,500	20%	1,255		1,865	-20%
ITMG	25,525	-1.83%	5		-0.49%	25,525	8%	23,575		31,425	-19%
ENRG	218	-3.54%	5		-0.91%	218	37%	159		302	-28%
ADMR	1,340	-2.19%	7		-1.47%	1,340	46%	920		1,600	-16%
ICBP	10,325	-0.72%	22		-2.36%	10,325	8%	9,600		11,925	-13%
AMRT	2,860	1.06%	34		-2.39%	2,860	15%	2,490		3,030	-6%
MYOR	2,430	-0.82%	15		-2.41%	2,430	10%	2,200		2,850	-15%
SMRA	555	0.91%	10		-3.48%	555	16%	480		715	-22%
MTEL	680	-2.86%	28		-3.55%	680	24%	550		770	-12%
KLBF	1,550	-0.64%	25		-3.73%	1,550	13%	1,375		2,090	-26%
PTPP	400	-0.99%	5		-6.54%	400	47%	272		835	-52%
MPMX	975	-0.51%	8		-7.14%	975	7%	915		1,095	-11%
INCO	4,000	-1.72%	14		-7.19%	4,000	13%	3,554		6,891	-42%
INDF	5,950	0.29%	8		-7.75%	5,950	2%	5,850		7,550	-21%
TBIG	1,920	2.67%	28		-8.13%	1,920	20%	1,600		2,200	-13%
HRUM	1,225	2.08%	20		-8.24%	1,225	17%	1,050		1,945	-37%
BSDE	985	0.00%	8		-8.80%	985	13%	870		1,235	-20%
ASSA	720	0.70%	23		-8.86%	720	18%	610		1,380	-48%
AUTO	2,140	-0.93%	5		-9.32%	2,140	19%	1,795		3,620	-41%
INDY	1,300	-1.14%	5		-9.41%	1,300	13%	1,155		2,380	-45%
BRMS	154	-1.91%	95		-9.41%	154	21%	127		226	-32%
BBNI	4,860	4.07%	9		-9.58%	4,860	14%	4,260		6,250	-22%
MDKA	2,440	-1.61%	#N/A		-9.63%	2,440	18%	2,060		3,580	-32%

1	ERAA	382	-0.52%	7	ERAA		-10.33%	ERAA	382	17%	326	▼	545	-30%
2	MAPA	735	-0.68%	15	MAPA		-10.37%	MAPA	735	13%	650	▼	1,170	-37%
3	SRTG	1,470	0.68%	#N/A	SRTG		-10.37%	SRTG	1,470	20%	1,225	▼	1,990	-26%
4	HEAL	1,325	-2.57%	38	HEAL		-11.07%	HEAL	1,325	25%	1,060	▼	1,575	-16%
5	PWON	392	-0.51%	10	PWON		-13.66%	PWON	392	7%	366	▼	505	-22%
6	GGRM	17,375	0.43%	8	GGRM		-14.51%	GGRM	17,375	1%	17,125	▼	29,550	-41%
7	BBRI	4,870	2.53%	12	BBRI		-14.93%	BBRI	4,870	19%	4,090	▼	6,450	-24%
8	UNVR	3,000	-1.64%	24	UNVR		-15.01%	UNVR	3,000	29%	2,330	▼	4,340	-31%
9	SCMA	144	-0.69%	20	SCMA		-15.29%	SCMA	144	23%	117	▼	177	-19%
10	BMTR	226	0.00%	5	BMTR		-15.67%	BMTR	226	13%	200	▼	388	-42%
11	BRPT	1,110	-0.89%	568	BRPT		-16.54%	BRPT	1,110	47%	754	▼	1,947	-43%
12	MNCN	322	-1.23%	4	MNCN		-16.58%	MNCN	322	13%	284	▼	705	-54%
13	ARTO	2,360	0.43%	427	ARTO		-18.62%	ARTO	2,360	54%	1,530	▼	3,860	-39%
14	INTP	7,600	-0.65%	14	INTP		-19.15%	INTP	7,600	21%	6,275	▼	11,500	-34%
15	ASII	4,560	-1.72%	6	ASII		-19.29%	ASII	4,560	6%	4,290	▼	6,950	-34%
16	TOWR	785	4.67%	12	TOWR		-20.71%	TOWR	785	19%	660	▼	1,130	-31%
17	ANTM	1,345	-1.47%	20	ANTM		-21.11%	ANTM	1,345	14%	1,175	▼	2,060	-35%
18	MAPI	1,405	0.36%	12	MAPI		-21.51%	MAPI	1,405	13%	1,240	▼	2,070	-32%
19	TLKM	3,080	0.00%	13	TLKM		-22.03%	TLKM	3,080	14%	2,700	▼	4,240	-27%
20	EMTK	440	-1.35%	60	EMTK		-25.42%	EMTK	440	26%	350	▼	805	-45%
21	BFIN	880	0.00%	9	BFIN		-26.97%	BFIN	880	10%	800	▼	1,430	-38%
22	BTPS	1,215	-0.41%	10	BTPS		-28.11%	BTPS	1,215	22%	1,000	▼	2,350	-48%
23	SMGR	4,180	-0.48%	14	SMGR		-34.69%	SMGR	4,180	23%	3,410	▼	7,250	-42%
24	BUKA	140	-0.71%	#N/A	BUKA		-35.19%	BUKA	140	23%	114	▼	268	-48%
25	PTMP	118	-1.67%	42	PTMP		-41.58%	PTMP	118	24%	95	▼	338	-65%
26	GOTO	50	0.00%	#N/A	GOTO		-41.86%	GOTO	50	0%	50	▼	119	-58%

Sumber: Research Team Erdikha Elit Sekuritas

## KETERANGAN

<b>52W Low</b>	:	<b>Harga terendah</b> selama 52 Minggu terakhir
<b>52W High</b>	:	<b>Harga tertinggi</b> selama 52 Minggu terakhir
<b>YTD (%)</b>	:	Kinerja harga saat ini dibandingkan dengan harga saham awal tahun
<b>PER</b>	:	PER saat ini dibawah 10 kali

**IDX80** adalah Indeks yang mengukur kinerja harga dari 80 saham yang memiliki likuiditas tinggi dan kapitalisasi pasar besar serta didukung oleh fundamental perusahaan yang baik.

## LQ 45 Performance

### \*Top Gainer\*

TOWR 785 (4.6%)  
BBNI 4,860 (4%)  
BRIS 2,520 (2.8%)  
EXCL 2,270 (2.7%)  
BBRI 4,870 (2.5%)

### \*Top Volume\*

GOTO 50 (3.3 Mn Lot)  
BBRI 4,870 (2.9 Mn Lot)  
BRPT 1,110 (1.8 Mn Lot)  
PGAS 1,515 (1.4 Mn Lot)  
TLKM 3,080 (1.1 Mn Lot)

### \*Top Frekuensi\*

BBRI 4,870 (49k x)  
BRPT 1,110 (18k x)  
PGAS 1,515 (17k x)  
ASII 4,560 (17k x)  
BBCA 10,075 (14k x)

### \*Top Loser\*

PGAS 1,515 (-6.7%)  
INDF 5,950 (-4%)  
MTEL 680 (-2.8%)  
SIDO 740 (-2.6%)  
ITMG 25,525 (-1.8%)

### \*Top Value\*

BBRI 4,870 (1420.1 IDR Bn)  
BBCA 10,075 (624.8 IDR Bn)  
BMRI 6,375 (534 IDR Bn)  
BBNI 4,860 (421.7 IDR Bn)  
ASII 4,560 (387.6 IDR Bn)

## All Stock Performance

### \*Top Gainer\*

GUNA 202 (34.6%)  
SKLT 198 (25.3%)  
MDRN 5 (25%)  
BLES 306 (24.3%)  
SURI 151 (21.7%)

### \*Top Volume\*

ATLA 79 (14.2 Mn Lot)  
GOLF 272 (7.8 Mn Lot)  
WIKA 210 (4.7 Mn Lot)  
BULL 125 (4.2 Mn Lot)  
PTPP 400 (3.6 Mn Lot)

### \*Top Frekuensi\*

ATLA 79 (92k x)  
GOLF 272 (56k x)  
BBRI 4,870 (49k x)  
BLES 306 (36k x)  
WIKA 210 (27k x)

### \*Top Loser\*

TAXI 1 (-50%)  
BEBS 3 (-25%)  
MIRA 4 (-20%)  
DADA 6 (-14.2%)  
TARA 6 (-14.2%)

### \*Top Value\*

BBRI 4,870 (1420.1 IDR Bn)  
BBCA 10,075 (624.8 IDR Bn)  
BMRI 6,375 (534 IDR Bn)  
BBNI 4,860 (421.7 IDR Bn)  
ASII 4,560 (387.6 IDR Bn)



# ECONOMIC CALENDAR



Monday July 08 2024				Actual	Previous	Consensus	Forecast
10:00 AM	ID	<u>Consumer Confidence JUN</u>		125.2		125.5	
10:00 PM	US	<u>Consumer Inflation Expectations JUN</u>		3.20%		3.00%	
10:30 PM	US	<u>3-Month Bill Auction</u>		5.24%			
10:30 PM	US	<u>6-Month Bill Auction</u>		5.12%			
	US	<u>Used Car Prices MoM JUN</u>		-0.60%			
	US	<u>Used Car Prices YoY JUN</u>		-12.10%			
Tuesday July 09 2024				Actual	Previous	Consensus	Forecast
2:00 AM	US	<u>Consumer Credit Change MAY</u>		\$6.4B		\$8.65B	\$7.9B
10:00 AM	ID	<u>Retail Sales YoY MAY</u>		-2.70%			-0.50%
10:00 PM	US	<u>Fed Chair Powell Testimony</u>					
Wednesday July 10 2024				Actual	Previous	Consensus	Forecast
12:00 AM	US	<u>3-Year Note Auction</u>		4.66%			
12:30 AM	US	<u>Fed Bowman Speech</u>					
3:30 AM	US	<u>API Crude Oil Stock Change JUL/05</u>		-9.163M			
8:30 AM	CN	<u>Inflation Rate YoY JUN</u>		0.30%		0.40%	0.30%
8:30 AM	CN	<u>Inflation Rate MoM JUN</u>		-0.10%		0%	-0.10%
8:30 AM	CN	<u>PPI YoY JUN</u>		-1.40%		-0.80%	-1.00%
	ID	<u>Motorbike Sales YoY JUN</u>		-5%			
Thursday July 11 2024				Actual	Previous	Consensus	Forecast
12:00 AM	US	<u>10-Year Note Auction</u>		4%			
1:30 AM	US	<u>Fed Goolsbee Speech</u>					
7:30 PM	US	<u>Core Inflation Rate MoM JUN</u>		0%		0%	0.20%
7:30 PM	US	<u>Core Inflation Rate YoY JUN</u>		3%		3%	3.40%
7:30 PM	US	<u>Inflation Rate MoM JUN</u>		0%		0%	0.10%
7:30 PM	US	<u>Inflation Rate YoY JUN</u>		3%		3%	3.10%
7:30 PM	US	<u>CPI JUN</u>		314.07			314.3
7:30 PM	US	<u>CPI s.a JUN</u>		313.225			313.3
7:30 PM	US	<u>Initial Jobless Claims JUL/06</u>		238K		239K	240.0K
7:30 PM	US	<u>Continuing Jobless Claims JUN/29</u>		1858K			1860.0K
7:30 PM	US	<u>Jobless Claims 4-week Average JUL/06</u>		238.5K			240.0K
Friday July 12 2024				Actual	Previous	Consensus	Forecast
12:00 AM	US	<u>30-Year Bond Auction</u>		4%			
1:00 AM	US	<u>Monthly Budget Statement JUN</u>		-\$347B			-\$310.0B
3:30 AM	US	<u>Fed Balance Sheet JUL/10</u>		\$7.22T			
10:00 AM	CN	<u>Balance of Trade JUN</u>		\$82.62B		\$85.2B	\$ 85B
10:00 AM	CN	<u>Exports YoY JUN</u>		8%		8%	8.00%
10:00 AM	CN	<u>Imports YoY JUN</u>		2%		3%	3.00%
7:30 PM	US	<u>PPI MoM JUN</u>		0%		0%	0.20%
7:30 PM	US	<u>Core PPI MoM JUN</u>		0%		0%	0.20%
7:30 PM	US	<u>Core PPI YoY JUN</u>		2%		3%	2.30%
	ID	<u>Car Sales YoY JUN</u>		-13%			

## JAKARTA (Head Office)

Gedung Sucaco Lt 3  
JL. Kebon Sirih Kav. 71  
Jakarta Pusat – 10340  
Telp : +622139836420

## SEMARANG

JL. Sembodro No. 12A, Plomblokan  
Kec. Semarang Utara, Kota Semarang  
Jawa Tengah – 50171  
WA : +6281808054623  
Telp : +62243512068

## SURABAYA

Ruko Galeri Bukit Indah  
(Pakuwon Indah) RK03-001, Kel. Lontar  
Kec. Sambikerep, Surabaya, Jawa Timur  
WA : +62 856-7279-999  
Telp : +623198700528

**Telp** : +62 21 3983 6420

**Fax** : +62 21 3983 6422

**Email:**

admin.aonline@erdikha.com

aof.elit@erdikha.com

Career: hrd@erdikha.com

**Disclaimer :**

The information contained herein has been compiled from sources that we believe to be reliable. No warranty (express or implied) is made to the accuracy or completeness of the information. All opinions and estimates included in this report constitute our judgment as of this date, without regards to its fairness, and are subject to change without notice. This document has been prepared for general information only, without regards to the specific objectives, financial situation and needs of any particular person who may receive it. No responsibility or liability whatsoever or howsoever arising is accepted in relation to the contents hereof by any company mentioned herein, or any their respective directors, officers or employees. This document is not an offer to sell or a solicitation to buy any securities. This firms and its affiliates and their officers and employees may have a position, make markets, act as principal or engage in transaction in securities or related investments of any company mentioned herein, may perform services for or solicit business from any company mentioned herein, and may have acted upon or used any of the recommendations herein before they have been provided to you. Available only to person having professional experience in matters relating to investments.